



S2

4-wheeled tow tractor

S2

Z115.732



12,0 km/h



500 kg



1.500 kg




- Can tow loads up to 1.500 kg and load up to 500 kg.
- Pneumatic wheels for both indoor and outdoor use.
- 5-levels speed adjustment.
- Wide range of accessories and connections.

👁 **Front View**


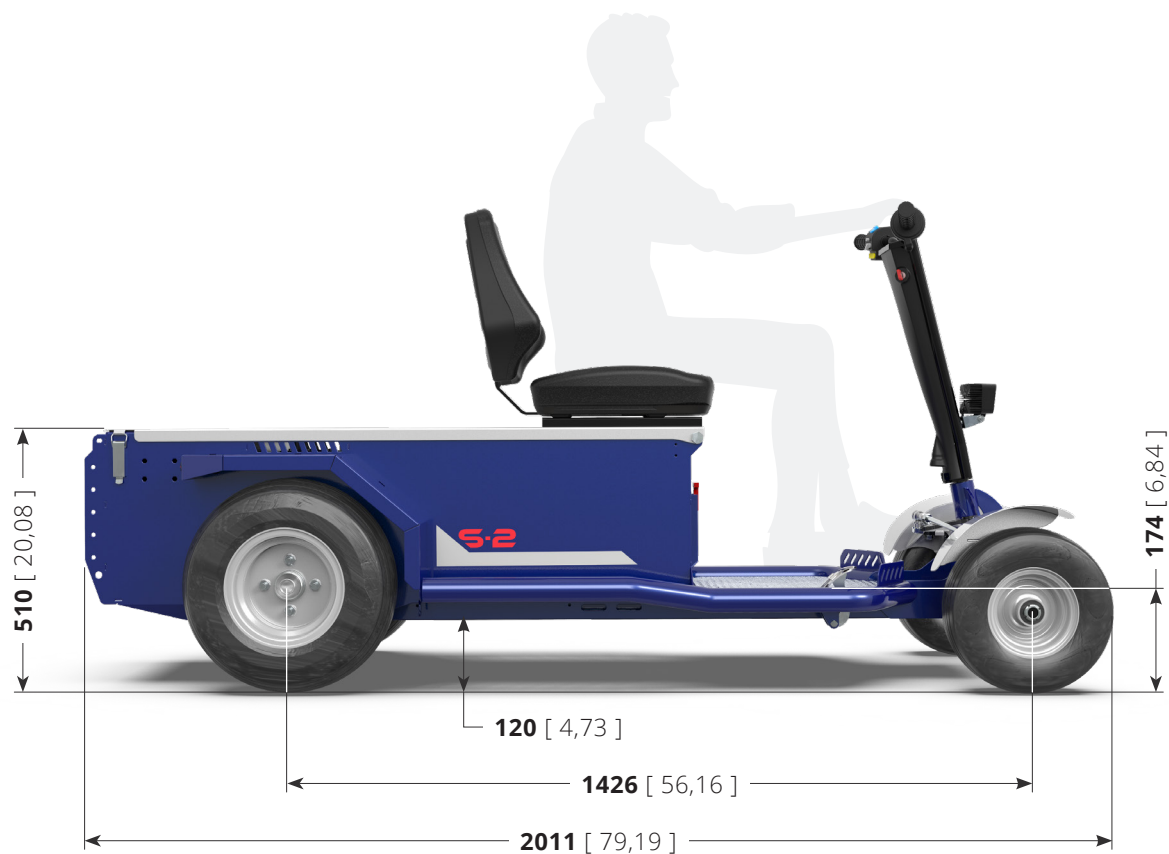


👁 **Side View**



👁 **Rear View**





Main sectors



INDUSTRIAL
MAINTENANCE



MULTISERVICE
AGENCIES



GREEN
MAINTENANCE

Performances on slopes

While the force expressed in N at the hook remains unchanged, the towing capacity expressed in kg and the load capacity may vary based on:

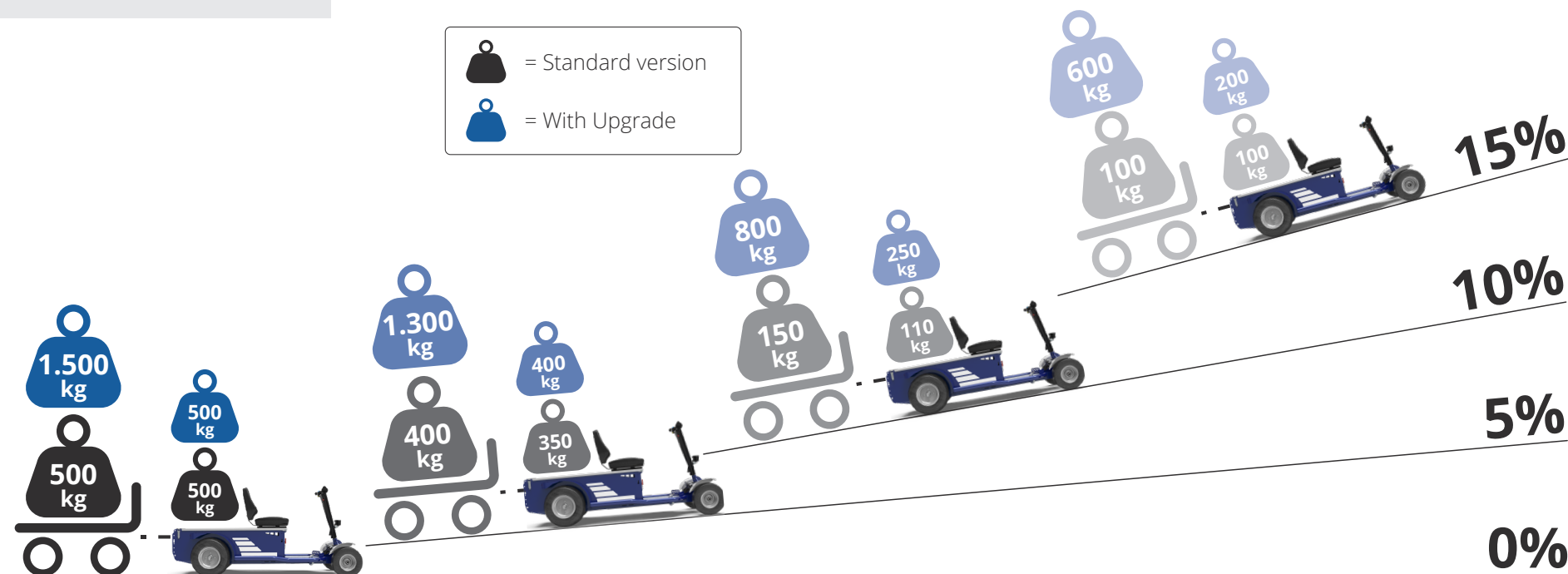
- **type of ground** on which the towing is performed;
- towing on **flat ground or on a slope**;
- use (or not) of **ballasts**;
- **type of wheels** mounted on the vehicle and on the trailer.



= Standard version

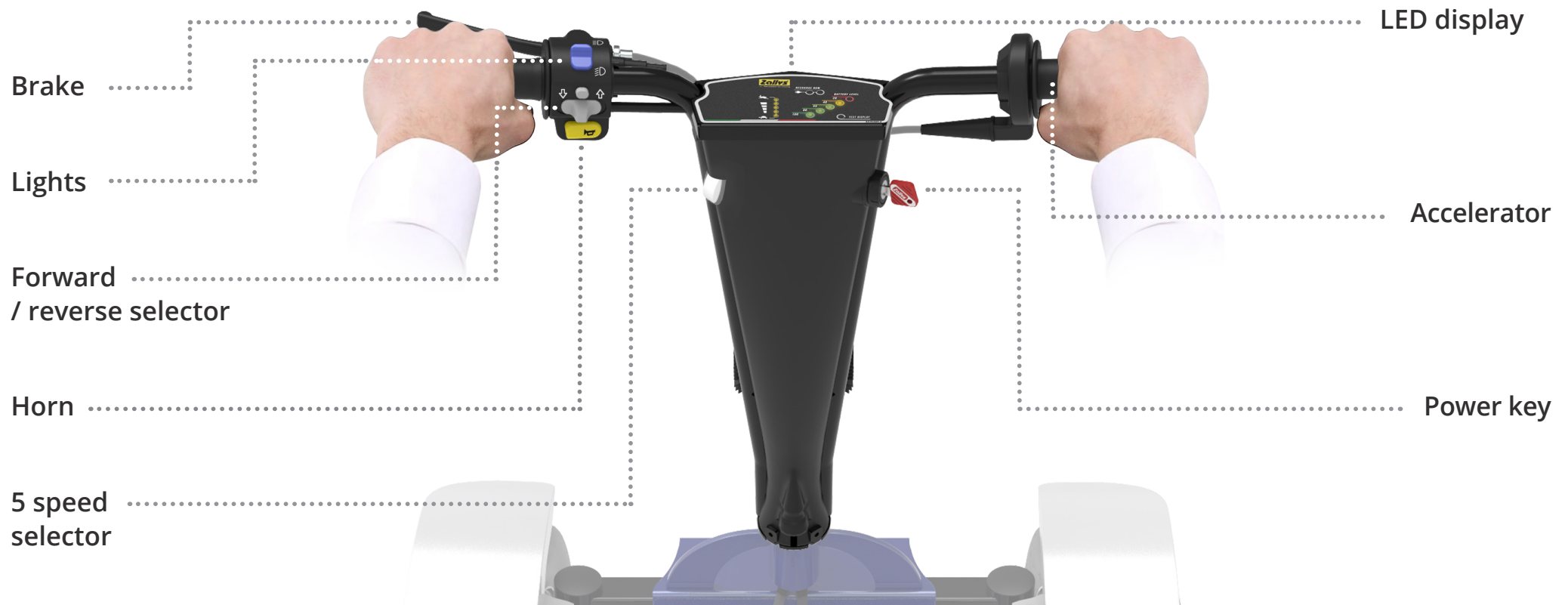



= With Upgrade



Ergonomic driving

S2's handlebar is studied to make the use of the machine more ergonomic and to guarantee great **comfort** on a **prolonged use** during the work shift. **All the driving controls are at your fingertips**, and on the LED display are always visible the battery charge level and the selected speed; the power key is on the right for an easy and fast ignition. **The structure** is made of **resistant materials** in case of accidental bumps.





Mechanical
brake

Maximum security for the operator

On S2's footboard there is a **mechanical brake** to stop the machine in case of emergency. Moreover, inside the seat is installed a presence sensor, which activates the drive controls only if the operator is sit, avoiding wrong uses and accidental movements of the machine.



with Upgrade

Standard batteries

Autonomy for a full working day

S2 is powered by two 105/130 Ah batteries, which guarantee the machine for **8 continuative working hours operation**. By purchasing the Upgrade, four 200/240 Ah batteries will be mounted in order to guarantee the same duration even with the improved performances. Thanks to the high frequency external battery charger, the batteries are easy to charge.



The right wheels for every need

S2 mounts **pneumatic wheels** as standard, suitable for both indoor and outdoor use, and guarantee the maximum grip and a very low level of vibrations. Moreover, they are really resistant and offer exceptional performances on every terrain. On request it is possible to put on a different kind of wheels, such as **Tractor wheels** for irregular or uneven terrains, or the **"non-marking superelastic" wheels**, for delicate floorings.

STANDARD HITCH

S2 has a variety of accessories that can be equipped, to always configure the machine that meets the client's needs, such as **baskets** in various sizes for the transport of materials, several typologies of **hitches** for towing and accessories to increase security, such as **ashing beacons and protection carters**.



ACCESSORIES

Visibility in every work environment

S2 has front and rear LED lights, to drive even in those environments in which a correct lighting level is not always guaranteed.




FRONT AND REAR
LED LIGHTS

ACCESSORIES

Maximum agility for a more efficient use

S2's **footboard** is positioned at a minimum height from the ground, so stepping on and off the machine is quick and safe, **reducing operation time and increasing productivity.**





Examples of applications

on various production sectors



MULTISERVICE AGENCIES

Zallys
the passion for moving





GREEN MAINTENANCE

Zollies
... the passion for moving





• • • the passion for moving

Zallys srl srl - Via Palazzina 1, Sarcedo
36030 (VI) - Italia

Contacts:

sales@zallys.com
+39 0445 366785

Web site:

www.zallys.com

